NRGCHARGE

Untethered EV Charger

NRG Charge delivers fast, smart, and reliable EV charging solutions for homes, businesses, and commercial properties.

- BS7671:2018 Certified Open Pen Protection
- RNG Certification: IEC 18031 validated, suitable for key generation and cryptographic applications
- Load Balancing via free issued current sensor
- 5 years Warranty
- Intelligent Solar via 2nd current sensor clamp (optional), Utilize the solar generation to charge your vehicle

Available in 5 colour options

Black | Anthracite Grey | Pure White | Sage Green | Sapphire Blue



Download the App on Apple or google play

- Control access via the NRG Charge app
- Start and stop charging
- Schedule charging to start when you decide.

Download on the App Store

GET IT ON Google Play

NRG Charge

nrgcharge.co.uk

Product features

- 7kW Single phase
- 22kW Three phase (Supplied with 3 x current sensors)
- NRG configuration app for ease of set up
- Multiple Charging modes RFID, Plug and Charge and App
- Certified for OPDD protection, Over Current, Under / Over Voltage , Ground Fault, Thermal Shutdown and Tamper Proof
- Modular design includes a base box that contains the wiring of the charger, this enables a fast replacement process
- Cybersecure encrypted ISO/IEC 18031 certified
- x2 Key fob RFID tags
- Scheduled charging
- Load balancing via Current transformer
- Surplus solar generation utilised by the charger with second Current Transformer installed.
- Dynamic Load balancing via Current Transformer hub and one master to slave solution
- Bluetooth / LAN/ Wi-Fi connectivity
- Optional 4G
- Durable design IK10 rated

Overview of key components

Measurement Accuracy:

Voltage Accuracy and Operating Range:
Voltage: **single phase 180-270V, three phase 270-460V**
Accuracy: **1.5%**
Current accuracy and operating range:
Current: **6~32A**
Accuracy: **1.5%**

Power accuracy and operating range:

Power: **3.6~22kW**
Accuracy: **3%**

Time accuracy and range:

Difference should be no more than 5S each hour

CP sampling

CP voltage: **0-13V**, Accuracy: **±0.3V**
CP duty cycle: **6%-53.2%**, Accuracy: **±1%**
CP frequency: **1KHZ**, Accuracy: **±3HZ**

External CT current accuracy and range:

Current: **3~120A**
Accuracy: **2.5% or 1A, (the larger val ue of either)**

Environmental requirements/circumstances

IP Rating: **IP54**
IK Rating: **IK10**
Operating Temperature: **-30°C to + 50°C**
Storage temperature: **-40°C to + 75°C**
Humidity: **5% ~ 95%**
Altitude: **less than 2000M**
Magnetic field: **not exceeding 5 times the Earth's magnetic fiel**
Voltage distortion: **not exceeding 5% of the standard**

Regulatory Certifications (Notified Body SGS)

IEC, BS,EN618151-1:2019 (General EVSE)
BS7671:2018 + A1: 2020, section 722.411.4 (Open Pen Protection)
IEC62955: 2018 (RCD-DD)
EN,IEC618151:2012-2021 (EMC)
IEC18031 (Cyber Security)

Installation instructions



Mount the back box

Secure the back box (1) to the wall.

Connect power cables

- For **single-phase (1p2W, 7kW)**: Connect **Live (L), Neutral (N)** and **Earth (PE)** to the correct terminals.
- For **three-phase (3p4W, 22kW)**: Connect **L1, L2, L3, Neutral (N)** and **Earth (PE)** to the corresponding terminals.
- Route the cable through either: **Point** A (rear entry), or **Point** B (bottom gland).

Connect additional Components

- Attach the **Current Transformer (CT)** for **dynamic load balancing** through **Point C**.
- If using a **LAN connection**, run the cable through **Point C** as well.

Assemble the unit

- Slide and secure **component** (2) into the back box using the push-in connections.
- Fasten with the **tamper-proof screws** to lock it in place.
- To finish the installation, click the face plate (3) onto the charger.

Dimensions

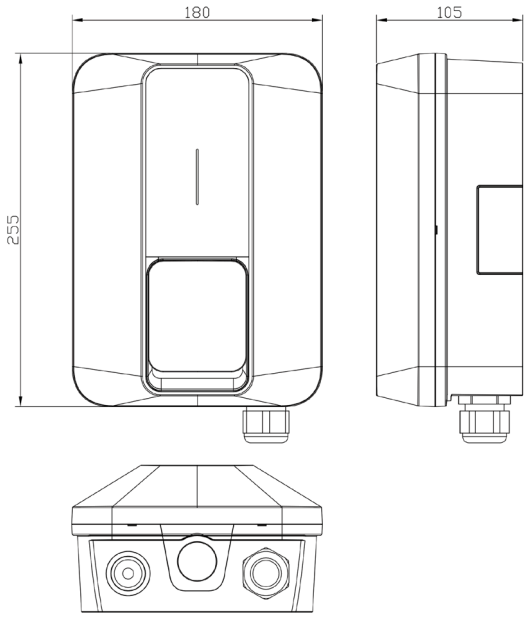

NRGCHARGE

Misrepresentation Act – The details provided in this document are believed to be accurate but cannot be guaranteed. All liability, whether in negligence or otherwise, for any loss arising from the use of these details is hereby excluded.
©2026 NRG CHARGE